



# DUMP SERIES

**HAULING...  
SIMPLIFIED**


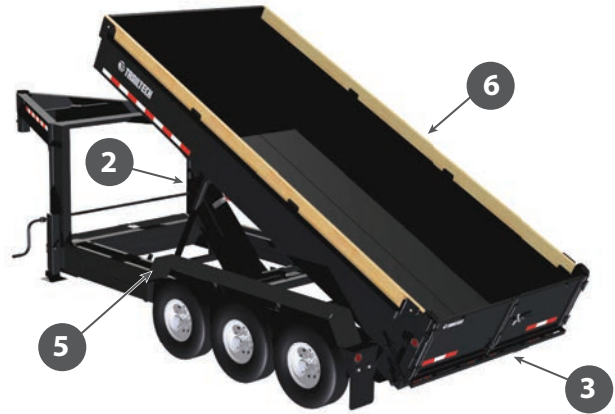
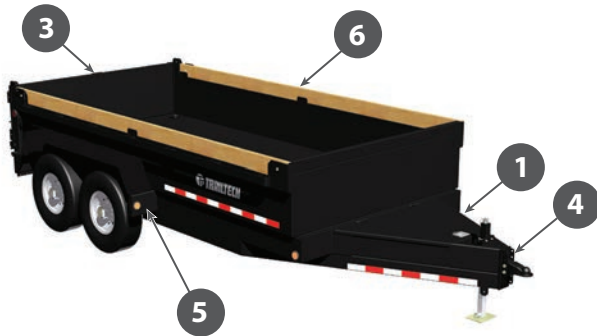


TRAILTECH INC. BOX 988, GRAVELBOURG, SK, CANADA S0H 1X0  
P: (306) 648-3158 F: (306) 648-3305

**WWW.TRAILTECH.COM**



## FEATURES

**Electric/Hydraulic Power Pack**


Our two way electric/hydraulic power pack with 10' hand held, gives control and safety when unloading.

**Scissor Hoist**

The heavy duty high lift hoist provides stability, strength, and optimal dumping angle.

**Two Way Tailgate**

The versatile two way tailgate incorporates a spreader gate for even flow of material, and barn doors for equipment loading.

**Adjustable Coupling & HD Jack**

The adjustable coupling and HD dropleg jack allows for choice of coupling, ease of hook up and ability to tow level loads.

**Jeep Style Fenders**

The heavy duty Jeep style checker plate fenders are designed for long lasting durability and strength.

**Unibody Dump Box**

Designed for the gravel industry, the dump box provides lower deck height, cleaner flow, and increased stability.

## SPECIFICATIONS

Features	L235HD PH	L270HD PH	L270HD GN	L370HD PH	L370HD GN
Main Frame	Tubing	Tubing	Tubing	I-Beam	I-Beam
Crossmembers	Tubing	Tubing	Tubing	Tubing	Tubing
Axles	(2) 3500 lb Rubber Ride Electric Braking	(2) 7000 lb Rubber Ride Electric Braking	(2) 7000 lb Rubber Ride Electric Braking	(3) 7000 lb Rubber Ride Electric Braking	(3) 7000 lb Rubber Ride Electric Braking
Hitch	2 5/16" Adjustable Ball Coupler	2 5/16" Adjustable Ball Coupler	Gooseneck c/w 2 5/16" Adjustable Ball Coupler	Adjustable Lunette Eye	Gooseneck c/w 2 5/16" Adjustable Ball Coupler
Jack	HD Drop Foot	HD Drop Foot	HD Drop Foot	HD Drop Foot	HD Drop Foot
Box Size	60" W x 10' L x 18" H	82" W x 12' L x 18" H 82" W x 14' L x 18" H	82" W x 14' L x 18" H	82" W x 16' L x 18" H	82" W x 16' L x 18" H
Tailgate	Drop Down Tailgate with Built in Ramps	Two Way	Two Way	Two Way	Two Way
Ramps	Built in	Slide in Loading Ramps	Slide in Loading Ramps	Slide in Loading Ramps	Slide in Loading Ramps
Curb Weight	2320 lb	4540 lb	5570 lb	5010 lb	6040 lb

\* All models have the following standard features: LED Lights.

Copyright Trailtech Inc. Printed in Canada